

**KARALGAON FARMER PRODUCER COMPANY LIMITED**

**Balance Sheet as on 31<sup>st</sup> March 2022**

(Fig. in "₹)

	Note No.	As at 31 <sup>st</sup> March 2022	As at 31 <sup>st</sup> March 2021
<b>EQUITY AND LIABILITIES</b>			
<b>Shareholder's funds</b>			
Share capital	3	3,26,000.00	
Reserves and surplus	4	-18,166.31	
Money received against share warrants	-	NIL	
		<b>3,07,833.69</b>	<b>0.00</b>
<b>Share application money pending allotment</b>		NIL	
<b>Non-current liabilities</b>			
Long-term borrowings	5	0.00	
Deferred tax liabilities (Net)	6	NIL	
Other long term liabilities	7	NIL	
Long-term provisions	8	NIL	
		<b>0.00</b>	<b>0.00</b>
<b>Current liabilities</b>			
Short-term borrowings	9	NIL	
Trade payables	10	3,01,700.80	
Other current liabilities	11	NIL	
Short-term provisions	12	0.00	
		<b>3,01,700.80</b>	<b>0.00</b>
<b>TOTAL</b>		<b>6,09,534.49</b>	<b>0.00</b>
<b>ASSETS</b>			
<b>Non-current assets</b>			
<b>Fixed assets</b>			
Tangible assets	13	NIL	
Intangible assets	14	NIL	
Capital work-in-Progress		NIL	
Intangible assets under development		NIL	
Non-current investments	15	NIL	
Deferred tax assets (net)	16	NIL	
Long-term loans and advances	17	NIL	
Other non-current assets	18	0.00	
		<b>0.00</b>	<b>0.00</b>
<b>Current assets</b>			
Current investments		NIL	
Inventories	19	158962.50	
Trade receivables	20	1,18,005.57	
Cash and cash equivalents	21	3,32,017.42	
Short-term loans and advances	22	NIL	
Other current assets	23	549.00	
		<b>6,09,534.49</b>	<b>0.00</b>
<b>TOTAL</b>		<b>6,09,534.49</b>	<b>0.00</b>

THE SCHEDULE REFERRED ABOVE FORM AN INTEGRAL PART OF THE ACCOUNTS AS PER OUR REPORT OF EVEN DATE ATTACHED

For S V I & ASSOCIATES  
CHARTERED ACCOUNTANTS  
FRN NO 151124W

For and on behalf of the Board of Directors

CA SHREEDEEP V. INGOLE  
(PROPRIETOR)  
Membership No.: 190594  
UDIN: - 22190594AMOGGE3424



Pratul Khedkar  
Director  
Director  
Karaigaon Farmer Producer  
Company Ltd.

Vishal Damedhar  
CEO  
Place: Yavatmal  
Date: 09/07/2022

C.L.S.

**KARALGAON FARMER PRODUCER COMPANY LIMITED**  
**Statement of Profit & loss for the year ended 31<sup>st</sup> March 2022**

(Fig. in "Rs.")

	Note No.	31 <sup>st</sup> March 2022	31 <sup>st</sup> March 2021
<b>Revenue</b>			
Revenue from operations	24	5,71,458.75	NIL
Less: Excise duty		NIL	NIL
<b>Net Sales</b>		5,71,458.75	NIL
Other income	25	NIL	NIL
<b>Total revenue</b>		5,71,458.75	NIL
<b>Expenses</b>			
Purchase of stock-in-trade	27	5,12,618.30	NIL
Employee benefit expenses	29	NIL	NIL
Finance costs	30	NIL	NIL
Auditor Remuneration	31	NIL	NIL
Other expenses	32	77,006.76	0.00
Depreciation and amortization expenses	33	NIL	NIL
<b>Total expenses</b>		5,89,625.06	0.00
<b>Profit before exceptional, extraordinary and prior period items and tax</b>	-	-18,166.31	NIL
Exceptional items		NIL	NIL
<b>Profit before extraordinary and prior period items and tax</b>		-18,166.31	NIL
Extraordinary items	-	NIL	NIL
Prior period item	-	NIL	NIL
<b>Profit before tax</b>		-18,166.31	NIL
<b>Tax expenses</b>			
Current tax	-	NIL	NIL
Deferred tax	-	NIL	NIL
Excess/short provision relating earlier year tax.	-	NIL	NIL
<b>Profit (Loss) for the period from continuing operations</b>		-18,166.31	NIL
Profit(Loss) from discontinuing operations	-	NIL	NIL
Tax expenses of discontinuing operations	-	NIL	NIL
<b>Profit (Loss) from discontinuing operations (after tax)</b>		-18,166.31	NIL
<b>Profit (Loss) for the period</b>		-18,166.31	NIL
Share earnings associates	-	NIL	NIL
Share earnings joint ventures	-	NIL	NIL
Share minority interest	-	NIL	NIL
Adjustments related merger acquisitions	-	NIL	NIL
<b>Profit (Loss) for the period</b>		-18,166.31	NIL
<b>Earning per share</b>			
<b>Basic</b>	34	NIL	NIL
Before extraordinary Items		NIL	NIL
After extraordinary Adjustment	-	NIL	NIL
<b>Diluted</b>			
Before extraordinary Items		NIL	NIL
After extraordinary Adjustment	-	NIL	NIL
Average number of shares for EPS	-	NIL	NIL
Basic earning per share		32600	NIL
Adjustment average number shares		-0.56	NIL
Average no. of shares for diluted EPS		32600	NIL

THE SCHEDULE REFERRED ABOVE FORM AN INTEGRAL PART OF THE ACCOUNTS  
AS PER OUR REPORT OF EVEN DATE ATTACHED  
For S V I & ASSOCIATES  
CHARTERED ACCOUNTANTS  
FRN NO 151124W

For and on behalf of the Board of Directors

*(Signature)*  
CA SHREEDEEP V. INGOLE  
(PROPRIETOR)  
Membership No.: 190594  
UDIN: - 22190694AMOGGE3424



*(Signature)*  
Praful Khedkar  
Director  
Director  
Karalgaon Farmer Producer  
Company Ltd.

Vishal Damedhar  
CEO ~~Director~~  
Place: Yavatmal  
Date: 09/07/2022

*(Signature)*  
C.E.O.  
Karalgaon

NOTES TO THE FINANCIAL STATEMENTS

	As at 31st March 2022	As at 31st March 2021
<b>3 SHARE CAPITAL:</b>		
<b>Authorises</b>		
(31.03.2022 : 1000000) Equity Shares of Rs. 10 /- each	1000000.00	NIL
(31.03.2021 : NIL ) % Redeemable Non Cumulative Preference Share of Rs./- each	NIL	NIL
<b>Total</b>		
<b>Issued, Subscribed and Fully Paid Up</b>		
(31.03.2021 : 326000 ) Equity Shares of Rs. 10 /- each, fully paid up	326000.00	NIL
(31.03.2021 : NIL ) % Redeemable Non Cumulative Preference Share of Rs./- each fully paid up	NIL	NIL
<b>Total</b>		

NOTES TO THE FINANCIAL STATEMENTS

	Equity Shares		Preference Share	
	No. of Share	Rs. in Lacs	No. of Share	Rs. in La
<b>3.1 Reconciliation of Number of Shares</b>				
Shares outstanding on 01.04.2021	0	0.00	NIL	N
Shares outstanding on 31.03.2022	32600	3.26	NIL	N

**3.2 Terms/ Rights attached to Equity Shares**

The Company had only one class of Equity Shares having a face value of Rs. 10 /- each. Each holder of Equity Shares is entitled to or vote per Share. In the event of liquidation of the Company, the Equity Shareholders will be entitled to receive remaining assets of the Company, after distribution of all preferential amounts, in proportion to their Shareholding. The Company in the General Meeting may declare dividends, but no dividend shall exceed the amount recommended by the Board.

**3.3 Terms/Rights attached to Redeemable Non cumulative Preference Share (RNCPS)**

The company is not having any Redeemable Non Cumulative Preference Shares.



*[Handwritten Signature]*

Director  
Karalgaon Farmer Producer  
Company Ltd.

NOTES TO THE FINANCIAL STATEMENTS

3.4 Share Held by the Holding Company and Subsidiaries of the Holding Company

Name of Shareholder	Relationship	Nature of Shares	As at 31st March 2022		As at 31st March 2021	
			No. of Share held	% of Holding	No. of Share held	% of Holding
		Equity	0	0.00%	0	0.00%
		Preference				

3.5 Details of Shareholders holding more than 5% of the aggregate Shares in the Company

Name of Shareholder	Relationship	Nature of Shares	As at 31st March 2022		As at 31st March 2021	
			No. of Share held	% of Holding	No. of Share held	% of Holding
		Equity	0	0.00%	0	0.00%
			0	0.00%	0	0.00%
		Preference				

	As at 31st March 2022	As at 31st March 2021
4 RESERVES AND SURPLUS	NIL	NIL
Profit & loss	-18166.31	NIL
Total	-18166.31	NIL

	As at 31st March 2022	As at 31st March 2021
5 LONG-TERM BORROWINGS :		
Loans & Advances from Related Parties		
Directors	0.00	NIL
Total	0.00	NIL

	As at 31st March 2022	As at 31st March 2021
6 DEFERRED TAX LIABILITIES (NET) :	NIL	NIL

	As at 31st March 2022	As at 31st March 2021
7 OTHER LONG TERM BORROWINGS:	NIL	NIL

	As at 31st March 2022	As at 31st March 2021
8 LONG-TERM PROVISIONS :	NIL	NIL

	As at 31st March 2022	As at 31st March 2021



*[Signature]*  
 Director  
 Karagach Farmer Pro  
 Company

9	SHORT-TERM BORROWINGS :	NIL
---	-------------------------	-----

		As at 31st March 2022	As at 31st March 2021
10	TRADE PAYABLES :		
	Creditors for Suppliers/Services (Refer Note 10.1)	301700.80	
	Total	301700.80	

**10.1 Dues to the Micro, Small and Medium Enterprises**

Information as required to be disclosed under The Micro, Small and Medium Enterprises Development Act, 2006 is as follows:

	As at 31st March 2022	As at 31st March 2021
1 The principal amount remaining unpaid to suppliers as at the end of accounting year.	301700.80	NI
2 The interest due thereon remaining unpaid to suppliers as at the end of accounting year.	NIL	NI
3 The amount of interest paid in terms of Section 16, along with the amount of payment made to the suppliers beyond the appointed day during the year 2013-14	NIL	NI
4 The amount of interest due and payable for the period of delay in making payment (which have been paid but beyond the appointed day during the year) but without adding the interest specified under this Act	NIL	NI
5 The amount of interest accrued during the year and remaining unpaid at the end of the accounting year	NIL	NI

11	CURRENT LIABILITIES:	As at 31st March 2022	As at 31st March 2021
		NIL	NI



*(Signature)*

**Director  
Karalgaon Farmer Producer  
Company Ltd.**

NOTES TO THE FINANCIAL STATEMENTS

		As at 31st March 2022	As at 31st March 2021
<b>12</b>	<b>SHORT-TERM PROVISIONS :</b>		
	VAT payable	NIL	NIL
	Directors Remuneration	NIL	NIL
	Accounting Charges Payable	NIL	NIL
	Legal Charges Payable	NIL	NIL
	Office Expense Payable	NIL	NIL
	Audit Fees Payable	NIL	NIL
	<b>Total</b>	<b>0.00</b>	<b>0.00</b>

		As at 31st March 2022	As at 31st March 2021
<b>13</b>	<b>TANGIBLE ASSETS :</b>		
	As per Annexure Attached	NIL	NIL
	<b>Total</b>	<b>NIL</b>	<b>NIL</b>

		As at 31st March 2022	As at 31st March 2021
<b>14</b>	<b>INTANGIBLE ASSETS :</b>		
	Trademark	NIL	NIL
	<b>Total</b>	<b>NIL</b>	<b>NIL</b>

		As at 31st March 2022	As at 31st March 2021
<b>15</b>	<b>NON-CURRENT INVESTMENTS:</b>	NIL	NIL

		As at 31st March 2022	As at 31st March 2021
<b>16</b>	<b>DEFERRED TAX ASSETS (NET) :</b>	NIL	NIL

		As at 31st March 2022	As at 31st March 2021
<b>17</b>	<b>LONG-TERM LOANS AND ADVANCES</b>		
	<b>Total</b>	<b>NIL</b>	<b>NIL</b>



*[Signature]*  
**Director**  
**Karalgaon Farmer Producer**  
**Company Ltd.**

	As at 31st March 2022	As at 31st March 2021
<b>18 OTHER NON-CURRENT ASSETS:</b>		
Preliminary Expenditure (to the extent not w.off) Consultancy Charges(Refer point no 18.1 below)	0.00	0.00
<b>Total</b>	<b>0.00</b>	<b>0.00</b>

	As at 31st March 2022	As at 31st March 2021
<b>19 INVENTORIES :</b>	158962.5	NIL



A handwritten signature in black ink, appearing to be "S. J. ...", written over the printed name of the Director.

**Director**  
**Karalgaon Farmer Producer**  
**Company Ltd.**

NOTES TO THE FINANCIAL STATEMENTS


	As at 31st March 2022	As at 31st March 2021
<b>20 TRADE RECEIVABLES</b>	<b>118005.57</b>	<b>NIL</b>
Unsecured Outstanding for a period exceeding six months from the date they are due for payment	NIL	NIL
-Considered Good	NIL	NIL
-Considered Doubtful	NIL	NIL
Less : Provision for Doubtful Receivables	NIL	NIL
Other Receivables	NIL	NIL
-Considered Good	NIL	NIL
<b>Total</b>	<b>118005.57</b>	<b>NIL</b>

	As at 31st March 2022	As at 31st March 2021
<b>21 CASH AND CASH EQUIVALENTS</b>		
Balances with Banks		
-In Current Accounts	202976.42	0
-In Deposits Accounts (with original maturity of less than 3 months)	NIL	NIL
Cheques on Hand		
Cash on Hand	129041.00	0
Other Bank Balances	NIL	NIL
-On Unclaimed Dividend Accounts	NIL	NIL
-Deposits with original maturity of more than 3 months but less than 12 months	NIL	NIL
<b>Total</b>	<b>332017.42</b>	<b>0.00</b>

	As at 31st March 2022	As at 31st March 2021
<b>22 SHORT-TERM LOANS AND ADVANCES :</b>		
Advances to Supplier	NIL	NIL
<b>Total</b>	<b>NIL</b>	<b>NIL</b>

	As at 31st March 2022	As at 31st March 2021
<b>23 OTHER CURRENT ASSETS</b>	<b>549</b>	<b>NIL</b>
Income Tax TDS	549	NIL

	For the year ended 31st March 2022	For the year ended 31st March 2021
<b>24 REVENUE FROM OPERATIONS</b>		



*[Signature]*  
Director  
Karaigaon Farmer Producer  
Company Ltd

<b>Revenue from Sale of Products (Gross) :</b>		
Finished Goods	NIL	NIL
Traded Goods	571458.75	NIL
Less : Excise Duty	NIL	NIL
<b>Revenue from Sale of Products (Net) :</b>	571458.75	NIL
Service Income	NIL	NIL
Other Operating Revenue	NIL	NIL
<b>Total</b>	<b>571458.75</b>	<b>NIL</b>

	For the year ended 31st March 2022	For the year ended 31st March 2021
<b>25 OTHER INCOME :</b>	NIL	NIL
<b>Total</b>	<b>NIL</b>	<b>NIL</b>

	For the year ended 31st March 2022	For the year ended 31st March 2021
<b>26 COST OF MATERIALS AND COMPONENTS CONSUMED :</b>	NIL	NIL

	For the year ended 31st March 2022	For the year ended 31st March 2021
<b>27 DETAILS OF PURCHASES OF TRADED GOODS</b>		
Purchase of Goods	671580.80	NIL
<b>Total</b>	<b>671580.80</b>	<b>NIL</b>

	For the year ended 31st March 2022	For the year ended 31st March 2021
<b>28 CHANGE IN INVENTORIES OF FINISHED GOODS, WORK-IN-PROGRESS AND STOCK-IN-TRADE</b>	NIL	NIL

	For the year ended 31st March 2022	For the year ended 31st March 2021
<b>29 EMPLOYEE BENEFITS EXPENSE :</b>		
Salaries, Wages and Bonus	NIL	NIL
<b>Total</b>	<b>NIL</b>	<b>NIL</b>



*[Signature]*  
**Director**  
**Karalgaon Farmer Producer**  
**Company Ltd.**

NOTES TO THE FINANCIAL STATEMENTS


	For the year ended 31st March 2022	For the year ended 31st March 2021
<b>30 FINANCE COSTS</b>		
Interest	NIL	NI
Other Borrowing Cost	NIL	NI
<b>Total</b>	<b>NIL</b>	<b>NI</b>

	For the year ended 31st March 2022	For the year ended 31st March 2021
<b>31 Amounts Paid/Payable to Auditor</b>		
As Auditor		
For Statutory Audit	NIL	NI

	For the year ended 31st March 2022	For the year ended 31st March 2021
<b>32 OTHER EXPENSES :</b>		
Accounting Charges	NIL	NII
Bank Charges	NIL	NII
Delivery and Forwarding Expenses	29294.00	NII
Discount to Customer	NIL	NII
Electricity Expenses	NIL	NII
Sales Deductions	19063.01	NII
Freight and Forwarding Charges	1340.00	NII
Interest on VAT	NIL	NII
Directors Remuneration	NIL	NII
Legal Charges	9259.75	NII
Printing Stationery	16200.00	NII
Office Expense	NIL	NII
Packing Expenses	500.00	NII
Meeting Expense	1000.00	NII
Fuel Expense	NIL	NII
Postage Expenses	NIL	NII
Telephone Expenses	NIL	NII
TDS Recievable	NIL	NII
Water Charges	350.00	NII
Miscellaneous Expenses		
<b>Total</b>	<b>77006.76</b>	<b>0.00</b>

	For the year ended 31st March 2022	For the year ended 31st March 2021
<b>33 Depreciation &amp; Amortisation</b>		
Depreciation	NIL	NII
<b>Total</b>	<b>NIL</b>	<b>NII</b>

	For the year ended 31st March 2022	For the year ended 31st March 2021



*[Signature]*  
Director  
Karalgabn Farmer Producer  
Com


34	<b>EARNING PER SHARE (EPS)-THE NUMERATORS AND DENOMINAORS USED TO CALCULATE BASIS AND DILUTED EPS</b>		
	Profit for the peroid	NIL	N
	Profit attributable to the Equity Shareholders (A)	NIL	N
	Weighted Average number of Equity Share (in numbers) (B)	NIL	N
	Nominal Value of Equity Shares (in Rs.)	NIL	N
	Dilutive potential Equity Shares:	NIL	N
	Basis/Diluted EPS (A/B)	NIL	N

	For the year ended 31st March 2022	For the year ended 31st March 2021
35	CONTINGENT LIABILITIES	NIL

	For the year ended 31st March 2022	For the year ended 31st March 2021
36	Capital Commitments	NIL

Signatures to Note '1' to '36'

For S V I & ASSOCIATES  
CHARTERED ACCOUNTANTS  
FRN NO 151124W



CA SHREDEEP V. INGOLE  
MEM NO 190594  
UDIN: - 22190594AMOGGE3424



On behalf of the Bord of Directors



Director  
Karalgaon Farmer Producer  
Company Ltd.



Director  
Karalgaon F.P.Co.Ltd., Karalgaon  
Company Ltd.